

## CROSS RIVER RAIL for Brisbane

Cross River Rail is the Queensland Government's highest priority infrastructure project and an important part of our vision to cater for future growth, unlock economic opportunities and make Queensland and Brisbane more internationally competitive.

This second rail river crossing will ease congestion, improve network reliability and increase accessibility to the Brisbane CBD, allowing more people to travel longer distances, with shorter journey times right across the network.

The Queensland Budget 2016-17 allocates \$50 million towards early stage planning and approvals for Cross River Rail including environmental impact approvals, establishment of the statutory body, commencement of scoping of value share opportunities, commencement of early works and commencement of pre-procurement activities.

Cross River Rail is the natural and necessary next step of our transport network and will be a catalyst for urban revitalisation in Australia's New World City.



**5,500**   
estimated to be supported by  
the infrastructure program

# BRISBANE

Advancing our economy through job-creating  
Innovation, Investment and Infrastructure

## Regional Action Plan

The Brisbane region stretches from the South D'Aguiar national park in the west to Moreton Bay to the east, with a world-class river city at its heart. As the State's most populous region, Brisbane has a dynamic and diverse economy, with a rapidly expanding pool of expertise in many knowledge-based service sectors, helping drive economic growth now and into the future. We know we have more work to do to foster this ongoing growth through the provision of innovative economic and transport infrastructure to ensure Brisbane remains well placed to take advantage of opportunities as they develop. Specifically, this Budget includes:



### Cheaper Fares

**\$229.9M**

over four years has been reallocated to implement the Government's response to the South East Queensland Fare Review Taskforce Report.



### Business Attraction

**\$40M**

over four years for the Advance Queensland Industry Attraction Fund to attract business investment from interstate to Queensland, and support local businesses to reinvest or expand.



### Infrastructure

**\$2B**

for infrastructure improvements which are estimated to support 5,500 jobs.

**\$73.4M**

for maintenance and capital works projects for schools.

**\$5.3B**

for the Metro North and Metro South and Children's Health Queensland Hospital and Health Services.

**\$40M**

for a 12 month boost to the Queensland First Home Owners' Grant from \$15,000 to \$20,000 to help young Queenslanders achieve the dream of owning their new first home sooner.

[www.budget.qld.gov.au](http://www.budget.qld.gov.au)

# What the statewide initiatives mean for **BRISBANE**



## Innovation



## Investment

**\$405M**

for initiatives which invest in innovation under the \$405 million Advance Queensland package. This includes the \$25 million Advance Queensland Acceleration package, which will enhance Advance Queensland through a whole-of-economy approach to innovation, including industry accelerators, regional innovation hubs and the Platform Technology Program.

for initiatives which encourage investment under the \$405 million Advance Queensland package. This includes the \$40 million Industry Attraction Fund to attract business investment from interstate and support local businesses to reinvest or expand, and the \$22.7 million Advancing Small Business Queensland Strategy to make Queensland the place for small business to start, grow and employ locals in Brisbane.



## Infrastructure

**\$10.7B**

for the State capital program in 2016-17 which will support 31,000 jobs. The Government is committed to providing critical infrastructure that improves employment, economic and social outcomes through the State Infrastructure Plan. New and innovative approaches to infrastructure planning, financing and delivery will continue to be an important focus in the constrained fiscal environment.



## Domestic and Family Violence

**\$198.2M**

over five years to continue implementing the Government's response to the *Not Now, Not Ever: Putting an End to Domestic and Family Violence in Queensland* report. The Government is committed to reducing the devastating effects of domestic and family violence in Queensland.

The Queensland Government employs 88,800 people in Brisbane and they support:

**36,170** hectares of national and regional parks

**525** State Heritage sites

**15** hospitals and health facilities

**14** customer service centres

**279** km of roads

**1** Aboriginal and Torres Strait Islander Partnership regional office

**26** fire stations

**53** police stations

**7** courthouses

**195** schools



## Brisbane International Cruise Terminal (Stage 2 Market-Led Proposal)


The Port of Brisbane is exploring an exciting new cruise tourism opportunity for South East Queensland. A \$100 million facility for mega cruise ships that could add as much as \$1 billion in gross output annually to the Queensland economy by 2036 has been proposed by the Port of Brisbane and approved by the Queensland Government for detailed consideration under the Government's streamlined Market-Led Proposal framework. It is estimated that the project, if approved, would create 300 jobs during construction. Should the detailed proposal meet Government criteria, the Port of Brisbane will enter into a binding contract with Government to deliver the project with a view to commencing construction in early 2017 and delivering an operational facility in 2019.



# Economic Snapshot

## BRISBANE

### Population in the region



\*people as at 30 June 2015, growing at an annual average rate of 1.8% over the past 10 years

Apprentice and trainee rebate for payroll tax claimed by **665** businesses in the region to reinvest **\$2.4M** back into their business

in the financial year to April 2016

**122,405** businesses in the region in June 2015



### Top 5 industries in the region by number of workers

**14.1%**  
Health care and social assistance

**12.3%**  
Professional, scientific and technical services

**9.6%**  
Retail trade

**8.7%**  
Education and training

**7.4%**  
Construction

**19,295** residential dwellings approved for construction in the region



in the 12 months ending 31 March 2016

**33,007** residential dwellings sold in the region



in the 12 months ending 31 December 2015

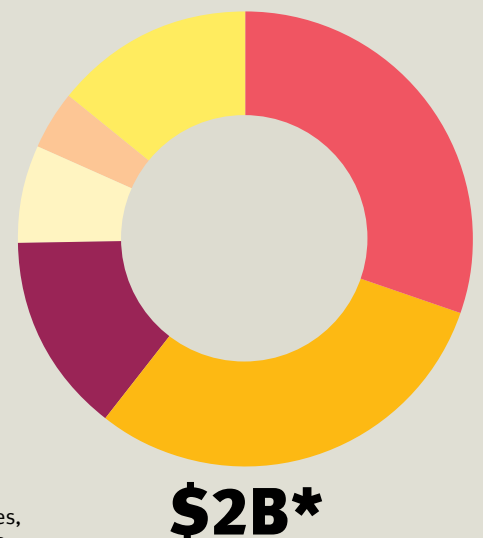
Agricultural production **\$77M** in the region during 2014-15



### Infrastructure budget for Brisbane

- 30% Transport and Main Roads
- 30% Energy and Water Supply
- 14% Queensland Health
- 7% Education and Training
- 4% Housing and Public Works
- 14% Other

\*Agency spends are only available for capital purchases, the total infrastructure budget includes capital grants.













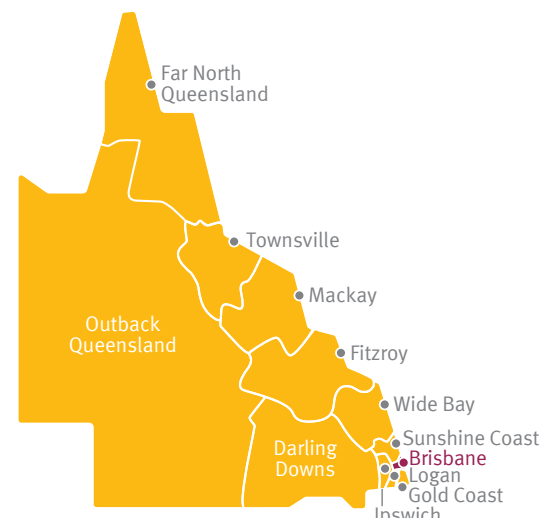
## Job-creating innovation, investment and infrastructure for BRISBANE

The Brisbane region encompasses the local government areas of Brisbane and the Redlands. The Queensland Government is investing in Brisbane through a diverse range of projects and initiatives. For a full list of Queensland Budget 2016-17 initiatives, visit [www.budget.qld.gov.au](http://www.budget.qld.gov.au)

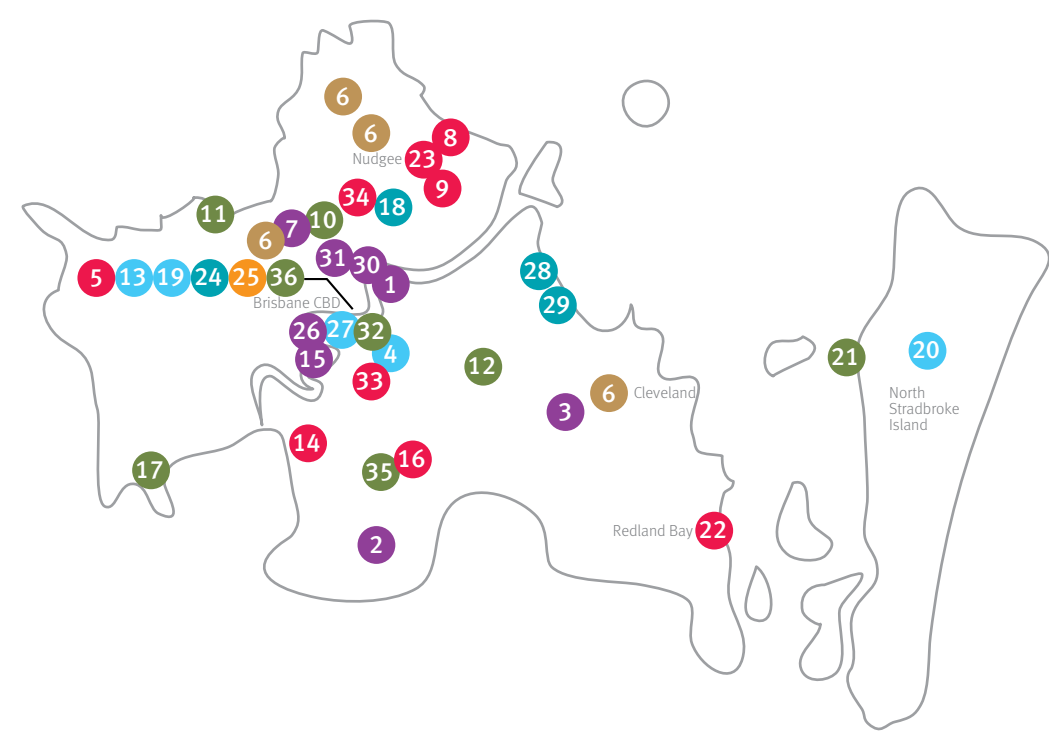
**Key**

-  Community wellbeing
-  Utilities
-  Health
-  Education
-  Transport and roads
-  Justice and safety
-  Government services
-  Recreation and culture

- 1** **Bulimba State School**  
\$5.7 million in 2016-17 out of a \$6.9 million total spend to continue construction of additional classrooms and a resource centre.
- 2** **Calamvale Special School**  
\$4.2 million in 2016-17 out of a \$4.9 million total spend to continue construction of additional classrooms and staff accommodation.
- 3** **Capalaba State College**  
\$1.8 million in 2016-17 out of a \$2.1 million total spend to construct a new Early Years Service at Capalaba State College to service the Redland Bay area.
- 4** **Coorparoo Creek Park flood mitigation**  
\$1.3 million in 2016-17 out of a \$9.9 million total spend to redevelop the Coorparoo Precinct as part of the Eastern Corridor Neighbourhood Plan. This initiative is in partnership with the Brisbane City Council.
- 5** **Cross River Rail**  
\$50 million in 2016-17 to establish the delivery authority, progress planning and environmental approvals and commence readiness for market activities and early and enabling works.
- 6** **Elderly Parent Carer Innovation Initiative**  
\$2.7 million in 2016-17 out of a \$4.5 million total spend to continue the initiative with projects in: Albany Creek, Alexandra Hills, Enoggera, Taigum and Bracken Ridge. This initiative aims to provide greater security for older parent carers who can no longer look after their adult son or daughter with a disability.
- 7** **Enoggera State School new performing arts facility**  
\$2.7 million in 2016-17 to construct the new performing arts facility.
- 8** **Gateway Motorway North, Boondall, Southern Cross Way and Boundary Road planning upgrade**  
\$300,000 in 2016-17 to undertake planning for the Gateway Motorway North between Southern Cross Way and Boundary Road, due for completion in June 2018.
- 9** **Gateway Motorway North upgrade**  
\$250 million in 2016-17 out of a \$1.143 billion total spend on widening the motorway to six lanes between Nudgee and Bracken Ridge, due for completion in January 2019. This project is being undertaken in partnership with the Australian Government.



- 10** **Brisbane Inner North Sporting Community Inc.**  
\$500,000 in 2016-17 to commence the construction of a multipurpose clubhouse and develop a junior Australian football oval to support multi-sport at Stafford.
- 11** **Phoenix Northside Netball Club Inc.**  
\$50,000 in 2016-17 out of a \$100,000 total spend to complete the construction of two courts to support netball at Ferny Grove.



- 12** **Belmont Shooting Centre**  
\$14.8 million in 2016-17 out of a \$16.5 million total spend for upgrades to provide the shooting venue and improved facilities as a legacy benefit for the sport.
- 13** **Integrated Resort Development – Queens Wharf Brisbane**  
\$1.3 million in 2016-17 out of a \$20.5 million total spend to facilitate the construction and delivery of the project that invigorates the entire precinct and delivers striking landmark architecture.
- 14** **Ipswich Motorway, Rocklea to Darra (Stage 1) upgrade**  
\$25.4 million in 2016-17 out of a \$400 million total spend to upgrade the motorway between Oxley Road and Suscatand Street, due for completion in June 2019. The upgrade is partially funded through the State Infrastructure Fund Priority Economic Works and Productivity Program. This project is being undertaken in partnership with the Australian Government.
- 15** **Ironside State School**  
\$5.8 million in 2016-17 out of a \$6.9 million total spend to continue construction of additional classrooms and replace existing structures.
- 16** **Intersection Upgrade Business Case**  
\$500,000 in 2016-17 to complete the business case and consultation for the intersection upgrade at Kessels Road/Logan Road/Mount Gravatt - Capalaba Road, Macgregor.

- 17** **Koala conservation**  
\$220,000 in 2016-17 to support the Moggill Koala Hospital and the Daisy Hill Koala Centre to provide care and rehabilitation services to sick and injured koalas, as well as provide community education on koala conservation.
- 18** **Step Up Step Down facility**  
\$4 million in 2016-17 out of a \$4.8 million total spend to provide an alternative to hospital admission and support the recovery of consumers with a mental health diagnosis at Nundah House.
- 19** **Mining Equipment, Technology and Services Growth Centre**  
\$6.4 million in 2016-17 out of a \$20 million total spend towards the new centre at the Queensland University of Technology in Brisbane. This initiative is in partnership with the Australian Government.
- 20** **North Stradbroke Island Economic Transition Strategy**  
\$2.5 million in 2016-17 out of a \$20 million total spend to begin strategy implementation.
- 21** **North Stradbroke recreation, visitor, management and access facilities**  
\$1.9 million in 2016-17 to deliver buildings and park infrastructure to support visitor recreation on Stradbroke Island.
- 22** **Redland Bay Marina bus station**  
\$3.6 million in 2016-17 out of a \$7.4 million total spend to construct a bus station at Banana Street, due for completion in January 2017.

- 23** **Sandgate and Junction Road intersection upgrade**  
\$1.2 million in 2016-17 out of a \$6.9 million total spend to undertake improvements to the Junction Road/Sandgate Road intersection, due for completion in September 2016.
- 24** **Sexual health at Biala**  
\$3.1 million in 2016-17 out of a \$13.2 million total spend to reinvigorate the Biala Sexual Health Clinic in Roma Street, Brisbane.
- 25** **SunWater upgrades**  
\$7.4 million in 2016-17 for investment in new plant and equipment and minor works.
- 26** **West End State School**  
\$4.4 million in 2016-17 out of a \$10.5 million total spend to continue construction of additional classrooms and a resource centre.
- 27** **World Science Festival 2017**  
\$1.5 million in 2016-17 for delivery of the World Science Festival 2017, an annual week-long celebration creating a fusion of science and art.
- 28** **Wynnum Integrated Health Care Centre**  
\$12.7 million in 2016-17 out of a \$13.6 million total spend for the development and construction of the Wynnum Integrated Health Care Centre. The new centre will offer a centralised modern public health facility providing essential health services to the Wynnum community.
- 29** **Ambulance station replacement at Wynnum**  
\$100,000 in 2016-17 out of a \$3.5 million total spend to replace the station.

- 30** **New Farm State School**  
\$735,000 in 2016-17 out of a \$3.7 million total spend for additional classrooms.
- 31** **Kelvin Grove State College**  
\$7.1 million in 2016-17 out of a \$7.8 million total spend for additional classrooms.
- 32** **Queensland Art Gallery – Blockbuster Exhibitions**  
\$3 million in 2016-17 out of a \$12.3 million total spend to secure blockbuster and major exhibitions.
- 33** **Veloway 1, Pacific Motorway Cycleway**  
\$5.4 million in 2016-17 out of a \$24.7 million total spend to construct a cycleway between O'Keefe Street and Lewisham Street as part of the Veloway 1 Pacific Motorway Cycleway.
- 34** **North Brisbane Bikeway, Windsor to Wooloowin**  
\$3.6 million in 2016-17 out of a \$14 million total spend to construct cycleways between Somerset Street to Price Street as part of the North Brisbane Bikeway between Windsor and Wooloowin.
- 35** **State Netball Centre**  
\$15 million in 2016-17 out of a \$30 million total spend to construct the centre.
- 36** **Cultural Precinct Critical Infrastructure**  
\$11.1 million in 2016-17 out of a \$21.2 million total spend to renew and replace large critical infrastructure items across the precinct.